

Hendry County Extension, P.O. Box 68, LaBelle, FL 33975 (863) 674 4092

# Flatwoods Citrus



**Vol. 25, No. 9**

**September 2022**

Dr. Mongi Zekri  
Multi-County Citrus Agent, SW Florida



## *Table of Contents*

Citrus Seminars – Mark Your Calendars	2
Recorded Presentations-----CEUs for Pesticide License Renewal	3
Florida Citrus Production Guide	4
Flatwoods Citrus Newsletter Sponsors – Thank you!	5-7
El Niño/Southern Oscillation (ENSO) Diagnostic Discussion	8
NOAA Still Expects Above-Normal Atlantic Hurricane Season	9-11
Managing Excessive Bicarbonates With Acidification	12-13
Suggested Facility Security Practices	14-15
Citrus Leprosis	16
Citrus Variegated Chlorosis	17
Pesticide Application Recordkeeping Facts	18-19
Citrus Spray Programs	20

The Institute of Food and Agricultural Sciences (IFAS) is an Equal Employment Opportunity – Affirmative Action Employer authorized to provide research, educational information and other services only to individuals and institutions that function without regard to race, color, sex, age, handicap or national origin.  
U.S. DEPARTMENT OF AGRICULTURE, COOPERATIVE EXTENSION SERVICE, UNIVERSITY OF FLORIDA, IFAS, FLORIDA A. & M. UNIVERSITY COOPERATIVE EXTENSION PROGRAM, AND BOARDS OF COUNTY COMMISSIONERS COOPERATING.

## **In-Person and via Zoom Citrus Seminar**

Date & time: Thursday, 29 September 2022, 11:00 AM – 12:00 Noon with lunch at noon

Location: Immokalee IFAS Center

Title: **New exotic viral diseases of citrus: Citrus yellow vein clearing virus and Leprosis**

Speaker: Dr. Ozgur Batuman, Assistant Professor in Citrus Pathology, UF-IFAS Southwest Research & Education Center, Immokalee

Dr. Batuman will introduce two viruses that cause disease symptoms in citrus plants worldwide. More recently, one of them has been found in dooryard citrus in California. Fortunately, we do not have them in Florida. However, getting familiar with their disease symptoms and vigilance can help avoid introducing these exotic pests to Florida.

## **Zoom Citrus Seminar**

Date & time: Tuesday, 18 October 2022, 10:00 AM – 11:00 AM

Title: **HLB tolerant citrus varieties**

"HLB tolerant citrus varieties developed by IFAS"

"HLB tolerant citrus varieties developed by Gmitter Lab and Grosser Lab"

"HLB tolerant citrus varieties developed by the Plant Improvement Team"

Speaker: Dr. John Chater, Assistant Professor in Horticultural Sciences, UF-IFAS Citrus Research and Education Center

## **Zoom Citrus Seminar**

Date & time: Thursday, 3 November 2022, 10:00 AM – 11:00 AM

Title: ***Candidatus Liberibacter asiaticus*-Asian citrus psyllid interferences: from basic science to potential innovative control strategy**

Speaker: Dr. Nabil Killiny, Associate Professor in Plant Pathology, UF-IFAS Citrus Research and Education Center

Dr. Killiny will talk about the interaction of CLAs and its insect vector and how that could be a targeted link to mitigate Huanglongbing

The Institute of Food and Agricultural Sciences (IFAS) is an Equal Employment Opportunity - Affirmative Action Employer authorized to provide research, educational information and other services only to individuals and institutions that function without regard to race, color, sex, age, handicap or national origin.

U.S. DEPARTMENT OF AGRICULTURE, COOPERATIVE EXTENSION SERVICE, UNIVERSITY OF FLORIDA, IFAS, FLORIDA A. & M. UNIVERSITY COOPERATIVE EXTENSION PROGRAM, AND BOARDS OF COUNTY COMMISSIONERS COOPERATING.

## Recorded important presentations related to HLB

**Dr. Nian Wang's** presentation on HLB as an immune-mediated plant disease and its implications in HLB management is at <https://youtu.be/nEpcNuqLF8E>

It is also available on the Immokalee IFAS homepage at <https://swfrec.ifas.ufl.edu/>

Other presentations are also posted at <https://swfrec.ifas.ufl.edu/>

**Dr. Ute Albrecht's** presentation on Citrus Trunk Injection is available at [citrusresearch.ifas.ufl.edu](http://citrusresearch.ifas.ufl.edu)

---

---

---

## CEUs for pesticide license renewal

**Earn CORE CEUs online through Southeast AgNet & Citrus Industry magazine**

<http://citrusindustry.net/ceu/>

The following series of articles and quizzes are available with their expiration dates noted:

- 2022 #3: **Agricultural Pesticide Licensing: Frequently Asked Questions (7/31/23)**
- 2022 #2: **How Weather Affects Pesticide Applications (4/30/23)**
- 2022 #1: **Increasing Pesticide Effectiveness With Adjuvants (1/31/23)**
- 2021 #4: **Protecting People From Pesticide Exposure (10/31/22)**

***Each article grants one General Standards (Core) CEU when submitted and approved toward the renewal of a Florida Department of Agriculture and Consumer Services restricted-use pesticide license.***

## 2022-2023 FLORIDA CITRUS PRODUCTION GUIDE

<https://crec.ifas.ufl.edu/resources/production-guide/>

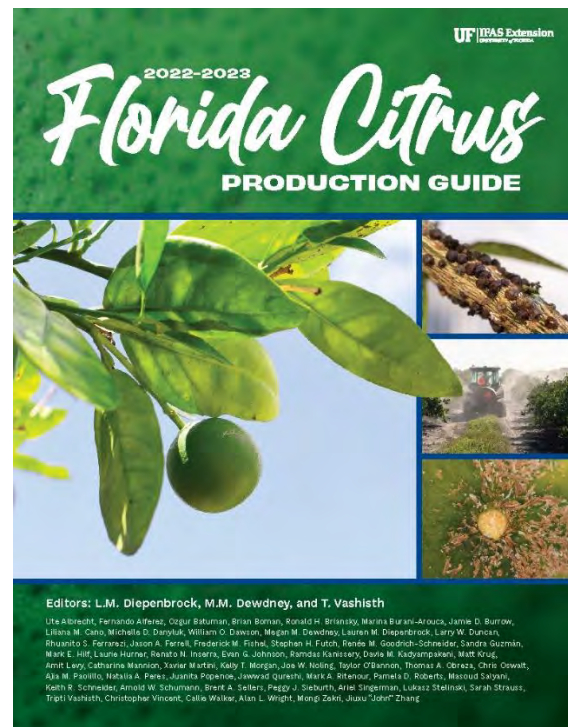
The objective of the Florida Citrus Production Guide is to assist citrus growers in the identification of pest management options and the selection of appropriate control measures. This publication should serve as a reference once it has been determined that control measures might be warranted. It is not intended to replace pesticidal product labels which contain important usage information and should be immediately accessible for reference. Violations of directions for use printed on the label are against State and Federal laws. Care should be taken to select only those treatments best suited for control of the specific pest(s) identified as requiring suppression. Products listed in all tables have been shown to be efficacious, non-phytotoxic to citrus, and relatively safe on non-target arthropods and microorganisms when used as directed. However, it is important to realize that results may not be consistent under different environmental, application, and tank mix conditions.

### PRODUCTION GUIDE MENU

- [General](#)
- [Horticultural Practices](#)
- [Mites, Insects & Nematodes](#)
- [Diseases](#)
- [Weeds](#)
- [Pesticides](#)

If you did not pick up your hard copy of the newly updated Florida Citrus Production Guide at the Citrus Expo, you can find the electronic version online <https://crec.ifas.ufl.edu/resources/production-guide/>

If you need hard copies, you can get them free from your Citrus Extension Agent or from the Citrus Research & Education Center in Lake Alfred and the Southwest Florida Research and Education Center in Immokalee.



Special Thanks to sponsors of  
the "Flatwoods Citrus"  
newsletter for their generous  
contribution and support.  
If you would like to be among  
them, please contact me at  
863 674 4092 or maz@ufl.edu



**Sam Thayer**  
President

P.O. Box 1849  
Dundee, FL 33838  
Phone: (863) 439-3667  
Fax: (863) 439-6608

[www.maxijet.com](http://www.maxijet.com)  
[sam@maxijet.com](mailto:sam@maxijet.com)

The Standard of Quality In Low-Volume Irrigation



Frank Miele

**Office: 863 357 0400**

**Cell: 954 275 1830**

**Fax: 863 357 1083**

**E-mail: [famiele1@aol.com](mailto:famiele1@aol.com)**



**Brad Lang**

**Territory Sales Manager**

**Phone: 229 894 0568**

**[brad.lang@nufarm.com](mailto:brad.lang@nufarm.com)**

**MIKE HERRINGTON**  
863-412-2067  
[MikeH@amvac.com](mailto:MikeH@amvac.com)

CITRUS FIX™ • Krovar® DF • DIBROM®  
B Sure® • DEADLINE® • ECOZIN®

**Clint Wise Jr.**  
AGLIME SALES, INC.

**P.O. Box 60**

**Babson Park, FL 33827**

**863-241-9007**

**[clint.wise@aglimesales.com](mailto:clint.wise@aglimesales.com)**

**Justin Newsome**

**syngenta**

**Mobile: 863 221 9681**

**[justin.newsome@syngenta.com](mailto:justin.newsome@syngenta.com)**

**[www.syngenta.com](http://www.syngenta.com)**

Special Thanks to sponsors of  
**the "Flatwoods Citrus"**  
 newsletter for their generous  
 contribution and support.  
 If you would like to be among  
 them, please contact me at  
 863 674 4092 or maz@ufl.edu



**863-439-2877**  
**www.TheTreeDefender.com**  
 PATENTED: U.S. PATENT No. 11,122,752




**AGRICULTURAL**  
 RISK MANAGEMENT LLC  
*Growing with you!*

Trevor Troyer  
**Office: 239 789 4742**  
**Cell: 239 810 0138**  
 E-mail: [ttroyer@agriskmgmt.com](mailto:ttroyer@agriskmgmt.com)  
[www.agriskmgmt.com](http://www.agriskmgmt.com)



**BLACKSMITH**  
 BIOSCIENCE

Jack Kilgore  
 Technical Sales Rep, SE US

Office: 7150 East Brentwood Road  
 Ft. Myers, FL 33919

(239) 707-7677  
[g8trmanjek@comcast.net](mailto:g8trmanjek@comcast.net)  
[www.blacksmithbio.com](http://www.blacksmithbio.com)

**TIGER-SUL IS A PROUD SPONSOR OF  
 FL CITRUS GREENING RESEARCH**

Discover how TIGER Greening Guard Citrus Mix is helping  
 maintain strong returns on investments and  
 keeping HLB infected trees as healthy and  
 productive as possible, for as long as possible.

**Kenneth Waters**  
 Tiger-Sul Products, LLC  
[kwaters@tigersul.com](mailto:kwaters@tigersul.com)  
 Phone: 850.501.6127  
[www.tigersul.com](http://www.tigersul.com)




**ASK FOR TIGER!**

**Heath Prescott**

**KeyPlex<sup>®</sup>**

Toll Free: 800 433 7117  
 Mobile: 863 781 9096  
[heath@keyplex.com](mailto:heath@keyplex.com)

**NICHINO AMERICA**

**Scott Croxton**  
[scroxton@nichino.net](mailto:scroxton@nichino.net)

**Samuel S. Monroe**  
[smonroe@nichino.net](mailto:smonroe@nichino.net)  
[www.nichino.net](http://www.nichino.net)



**CENTRAL**  
 LIFE SCIENCES

**Extinguish**  
 PLUS

**EXTINGUISH**  
 Professional Fire Ant Bait

[www.CentralAntControl.com](http://www.CentralAntControl.com)  
 Rodney Morrow  
 (352) 651-2780  
[rmorrow@central.com](mailto:rmorrow@central.com)

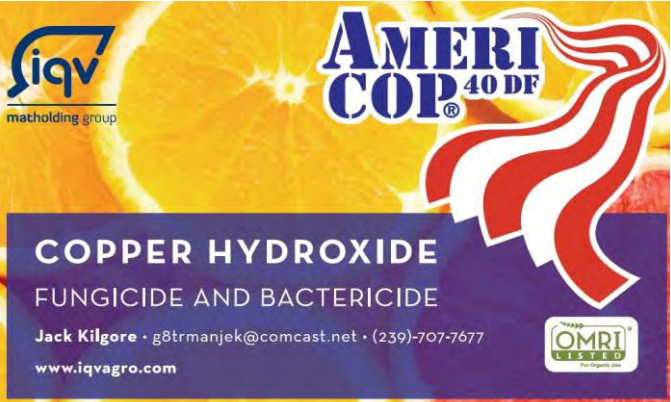


**Plant Food Systems, Inc.**  
 P.O. Box 775  
 Zellwood, FL 32798  
 Tel: 407 889 7755

POLYON® Controlled-Release fertilizer makes you more efficient. *Ask me how!*



**Trey Whitehurst (863)-633-8711**  
[www.harrells.com](http://www.harrells.com)



**AMERI COP<sup>40 DF</sup>**  
 COPPER HYDROXIDE  
 FUNGICIDE AND BACTERICIDE  
 Jack Kilgore • g8trmanjek@comcast.net • (239)-707-7677  
[www.iqvagro.com](http://www.iqvagro.com)

NOT ALL LIQUID COPPERS ARE CREATED EQUAL

**Badge<sup>SC</sup>**  
 Fungicide/Bactericide

**BART HOOPINGARNER**  
 941.737.7444  
 BHOOPINGARNER@GOWANCO.COM



Badge<sup>SC</sup> is a registered trademark of Isagro USA, Inc. Always read and follow label directions.

**Gowan**  
 GOWANCO.COM

FMC Corporation  
**Ed Early, 239-994-8594**  
[Edward.Early@fmc.com](mailto:Edward.Early@fmc.com)  
**Daren Sapp, 863 840 4600**  
[Daren.sapp@fmc.com](mailto:Daren.sapp@fmc.com)  
**Brent Johnson, 941 243 3379**  
[Dennis.Johnson@fmc.com](mailto:Dennis.Johnson@fmc.com)

Special Thanks to sponsors of  
**the “Flatwoods Citrus”**  
 newsletter for their generous  
 contribution and support.  
 If you would like to be among  
 them, please contact me at  
 863 674 4092 or maz@ufl.edu

# EL NIÑO/SOUTHERN OSCILLATION (ENSO) DIAGNOSTIC DISCUSSION

issued by

**CLIMATE PREDICTION CENTER/NCEP/NWS  
and the International Research Institute for Climate and Society**

11 August 2022

ENSO Alert System Status: [La Niña Advisory](#)

Synopsis: La Niña is expected to continue, with chances for La Niña gradually decreasing from 86% in the coming season to 60% during December-February 2022-23.

During the past month, below-average sea surface temperatures (SSTs) expanded across the central and eastern equatorial Pacific Ocean. The weekly Niño indices indicated renewed cooling, with the latest Niño-3.4 and Niño-4 indices reaching  $-1.0^{\circ}\text{C}$ . Subsurface temperature anomalies also decreased rapidly in the past month, reflecting the reemergence of below-average subsurface temperatures across the east-central Pacific Ocean due to an upwelling Kelvin wave propagating eastward. Low-level easterly wind anomalies and upper-level westerly wind anomalies persisted across most of the equatorial Pacific. Convection and rainfall remained suppressed over the western and central tropical Pacific and enhanced over Indonesia. Overall, the coupled ocean-atmosphere system remained consistent with an ongoing La Niña.

The most recent IRI plume average for the Niño-3.4 SST index forecasts La Niña to persist into the Northern Hemisphere winter 2022-23. The forecaster consensus, supplemented with the latest models from the North American Multi-Model Ensemble (NMME), concurs that La Niña is the most likely outcome during the fall and winter. While a majority of NMME models suggest that La Niña will transition to ENSO-neutral in January-March 2023, forecasters are split on this outcome resulting in equal forecast probabilities for that season. In summary, La Niña is expected to continue, with chances for La Niña gradually decreasing from 86% in the coming season to 60% during December-February 2022-23.

This discussion is a consolidated effort of the National Oceanic and Atmospheric Administration (NOAA), NOAA's National Weather Service, and their funded institutions. Oceanic and atmospheric conditions are updated weekly on the Climate Prediction Center web site ([El Niño/La Niña Current Conditions and Expert Discussions](#)). Additional perspectives and analysis are also available in an [ENSO blog](#). A probabilistic strength forecast is [available here](#). The next ENSO Diagnostics Discussion is scheduled for 8 September 2022.

To receive an e-mail notification when the monthly ENSO Diagnostic Discussions are released, please send an e-mail message to: [ncep.list.enso-update@noaa.gov](mailto:ncep.list.enso-update@noaa.gov).

**Climate Prediction Center  
National Centers for Environmental Prediction  
NOAA/National Weather Service**



# NOAA still expects above-normal Atlantic hurricane season

<https://www.noaa.gov/news-release/noaa-still-expects-above-normal-atlantic-hurricane-season>

## Preparedness is key during the peak months of hurricane season

Collage depicts hurricane storm surge, Acting NOAA National Hurricane Center Director Jamie Rhome presenting a forecast, evacuation route sign and Hurricane Hunter pilot flying into a storm. (NOAA)

[Download Image](#)

## RESOURCES

### Audio file

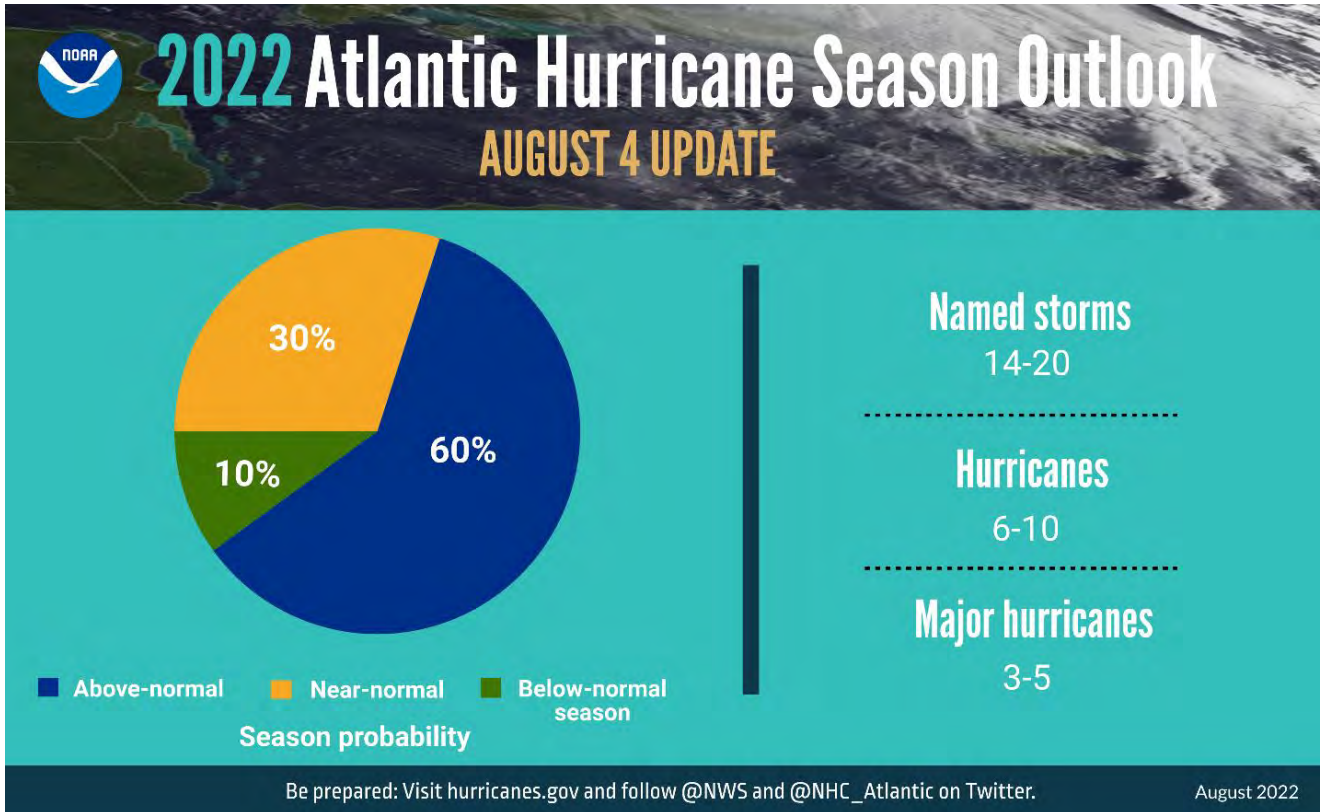
Audio: August 4 virtual media briefing on NOAA's 2022 Atlantic Hurricane Season Outlook Update.

Atmospheric and oceanic conditions still favor an above-normal 2022 Atlantic hurricane season, according to NOAA's annual mid-season update issued today by the [Climate Prediction Center](#), a division of the National Weather Service.

"I urge everyone to remain vigilant as we enter the peak months of hurricane season," said Secretary of Commerce Gina Raimondo. "The experts at NOAA will continue to provide the science, data and services needed to help communities become hurricane resilient and climate-ready for the remainder of hurricane season and beyond."

NOAA forecasters have slightly decreased the likelihood of an above-normal Atlantic hurricane season to 60% (lowered from the [outlook issued in May](#), which predicted a 65% chance). The likelihood of near-normal activity has risen to 30% and the chances remain at 10% for a below-normal season.

"We're just getting into the peak months of August through October for hurricane development, and we anticipate that more storms are on the way," said NOAA Administrator Rick Spinrad, Ph.D. "NOAA stands ready to deliver timely and accurate forecasts and warnings to help communities prepare in advance of approaching storms."



The updated 2022 Atlantic hurricane season probability and number of named storms. (NOAA)

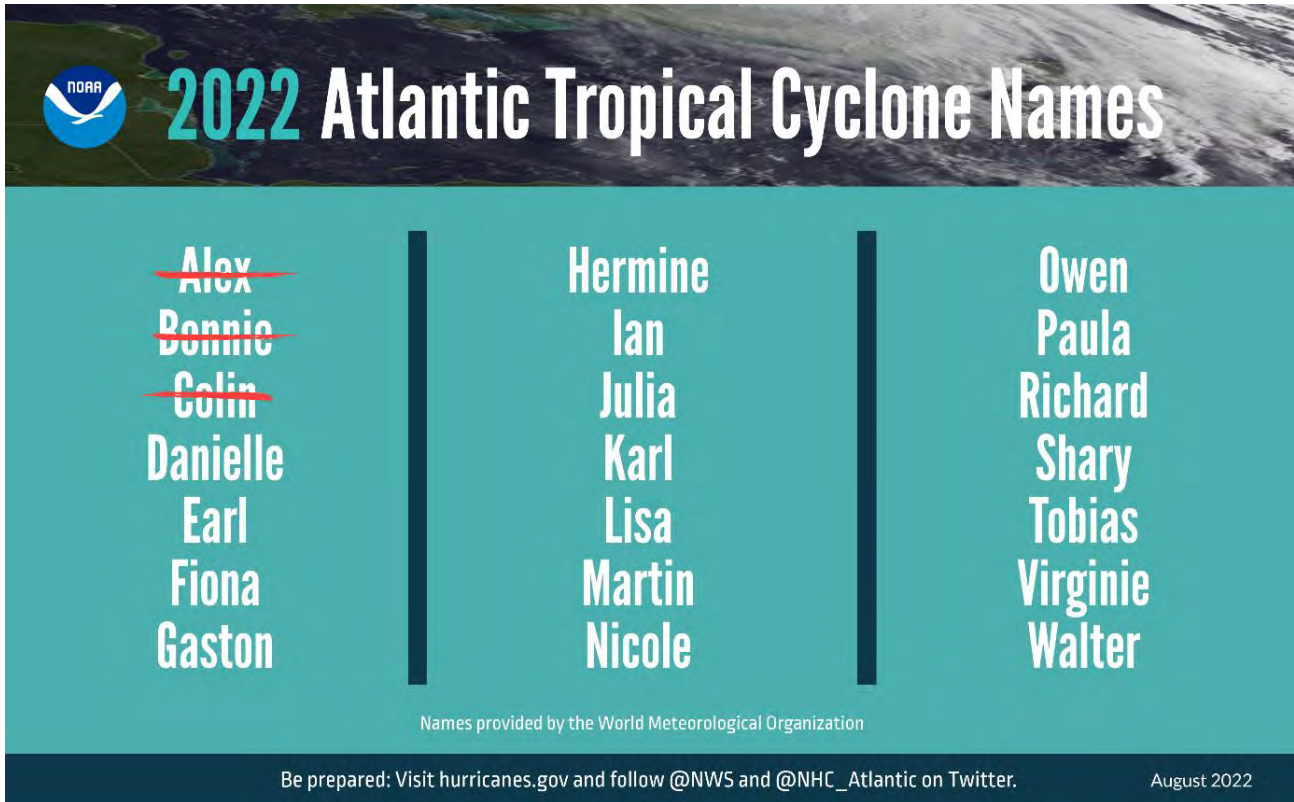
[Download Image](#)

NOAA’s update to the 2022 outlook — which covers the entire six-month hurricane season that ends on Nov. 30 — calls for 14-20 named storms (winds of 39 mph or greater), of which 6-10 could become hurricanes (winds of 74 mph or greater). Of those, 3-5 could become major hurricanes (winds of 111 mph or greater). NOAA provides these ranges with a 70% confidence.

So far, the season has seen three named storms and no hurricanes in the Atlantic Basin. An average hurricane season produces 14 named storms, of which seven become hurricanes, including three major hurricanes.

This outlook is for overall seasonal activity, and is not a landfall forecast. Landfalls are largely governed by short-term weather patterns that are currently only predictable within about one week of a storm potentially reaching a coastline.

There are several atmospheric and oceanic conditions that still favor an active hurricane season. This includes La Niña conditions, which are [favored](#) to remain in place for the rest of 2022 and could allow the ongoing [high-activity era](#) conditions to dominate, or slightly enhance hurricane activity. In addition to a continued La Niña, weaker tropical Atlantic trade winds, an active west African Monsoon and likely above-normal Atlantic sea-surface temperatures set the stage for an active hurricane season and are reflective of the ongoing high-activity era for Atlantic hurricanes.



The 2022 Atlantic tropical cyclone names selected by the World Meteorological Organization. (NOAA)

[Download Image](#)

“Communities and families should prepare now for the remainder of what is still expected to be an active hurricane season,” said Ken Graham, director of the National Weather Service. “Ensure that you are ready to take action if a hurricane threatens your area by developing an evacuation plan and gathering hurricane supplies now, before a storm is bearing down on your community.”

Learn about NOAA’s hurricane science and forecasting expertise by viewing our [Hurricane Season Media Resource Guide](#) and stay tuned to the [National Hurricane Center](#) for the latest about tropical storm and hurricane activity in the Atlantic.

“Although it has been a relatively slow start to hurricane season, with no major storms developing in the Atlantic, this is not unusual and we therefore cannot afford to let our guard down,” said FEMA Administrator Deanne Criswell. “This is especially important as we enter peak hurricane season—the next Ida or Sandy could still be lying in wait. That’s why everyone should take proactive steps to get ready by downloading the [FEMA app](#) and visiting [Ready.gov](#) or [Listo.gov](#) for preparedness tips. And most importantly, make sure you understand your local risk and follow directions from your state and local officials.”

Media contact

Jasmine Blackwell, [jasmine.blackwell@noaa.gov](mailto:jasmine.blackwell@noaa.gov), (202) 841-9184

# MANAGING EXCESSIVE BICARBONATES WITH ACIDIFICATION

By Dr. Jim Graham and Dr. Kelly Morgan, UF-IFAS

## HIGH BICARBONATES AND HLB

Irrigation water in Florida that comes from wells in a limestone aquifer or from lakes or canals that cut into limestone contain dissolved bicarbonates, which is a liming material.

Irrigation with such water can increase soil pH with time and cause adverse effects on tree growth, reduce yields and may cause plugging of irrigation emitters. The effect of irrigation on soil pH depends on the concentration of bicarbonates in the water, the amount of the water applied, the buffering capacity of the soil and the sensitivity of the rootstock being grown. A water test is the surest means of determining if a problem exists. If the pH of the irrigation water is below 7.0, then we may safely assume that it will not be a problem. However, if the pH is above 7.0, the water contains bases such as bicarbonates, and a sample should be sent to a laboratory with a request to specifically test for bicarbonates.

The growers we cooperate with were the first to observe that groves most affected by HLB and fruit drop are irrigated with water high in bicarbonates applied to the wetted zone where fibrous roots are concentrated. Greater HLB symptom expression is also associated with grove soils that have a history of excessive dolomite liming to manage high residual soil copper. Groves with high water and/or soil bicarbonates have off-color foliage, thinning canopies due to excessive leaf drop, twig dieback and more severe HLB symptoms in leaves and fruit. Leaf and soil nutrient analysis in these groves suggests that bicarbonate

stress reduces root uptake of calcium (Ca), magnesium (Mg), potassium (K) and iron (Fe). For example, even when soil Ca status is very high, associated leaf Ca levels are moderate. Severity of HLB symptoms for trees on different rootstocks follows rootstock susceptibility to bicarbonates: Swingle citrumelo > Carrizo citrange > sour orange > Cleopatra mandarin.

## BICARBONATE STRESS, FIBROUS ROOT DENSITY AND YIELD

We found a relationship between fibrous root density and reduction in fruit yields for blocks where irrigation water is in excess of 100 parts per million (ppm) bicarbonates and soil pH is greater than 6.5. The greatest decline occurred in Flatwoods groves, which had a 20 percent decrease in yield compared to Ridge groves under low bicarbonate stress, which had a 6 percent increase in production over a time period when HLB incidence was rapidly accelerating. Greater yield loss under bicarbonate stress was correlated with lower fibrous root density compared to the non-stress condition.



## RIDGE AND FLATWOODS DIFFERENCES

Experience in California citrus and observations in Florida confirm that acidification of the soil or water reduces root zone pH and may promote release of Ca, Mg and Fe for root uptake.

Conditioning of irrigation water with acid works quickly to lower root zone pH, but does not work during the rainy season when irrigation is less frequent. Soil conditioning with prilled elemental sulfur applied to the wetted zone creates acidity that releases all season long. When soil pH rises to near the initial pH, the prilled sulfur is reapplied. In the central Ridge (Highlands County), we sampled four low-bicarbonate groves without acidification of the irrigation water and four high-bicarbonate groves with acidification of the irrigation water. Root mass density was similar for groves with or without acidification. Soil pH in the low-bicarbonate and acidified groves ranged from low 5.0 to mid 6s. Leaf analysis confirmed the improved color and absence of twig dieback of the acidified groves, which are associated with optimum leaf nutrient levels. In contrast, the Flatwoods groves (Hardee County) with high bicarbonate irrigation water had a root mass density five to 10 times lower than in the Ridge groves. Soil pH in the acidified groves at the beginning of the survey was in the low 6s, but rebounded to high 6s during the rainy season. Foliage improved in color and vigor, but not as much as for Ridge groves, and was associated with low leaf manganese (Mn) and zinc (Zn) levels.



#### **MANAGEMENT RECOMMENDATIONS**

Observations confirm that trees respond well to reducing soil stresses with a balanced, lower and more frequent

application of water and nutrients, i.e. “spoon feeding”. Where excess bicarbonates in irrigation water or soil have been identified by water and soil testing, the goal is to reduce soil bicarbonate stress to sustain root functioning in nutrient uptake and root longevity. To assess bicarbonate stress, check soil pH in the wetted zone and test well water for pH, bicarbonates, salinity, cations and anions. Conditioning the irrigation water can be achieved by injection of acids (e.g., sulfuric or phosphoric) or combinations of acids and urea to reduce bicarbonates in irrigation water to below 100 ppm. Injecting products that combine acids and urea reduces corrosion of injection equipment, makes the acids safer to use and supplies a small amount of nitrogen. After correcting water and soil bicarbonate stress, then consider management of root pathogens.



#### **SUMMARY**

Surveys of groves after 1 to 1 ½ years of treatment indicate that acidification reduces HLB-induced fruit drop and improves tree appearance. Soil pH/bicarbonate management of irrigation water and soil may reduce stress on fibrous roots and increase nutrient uptake and root longevity. Growers are advised to check soil pH (wetted zone) and test well water for pH, bicarbonates, salinity, cations and anions. Acidification of the rhizosphere will release Ca and Mg from bicarbonate and make soil Mn, Zn and Fe more available for root uptake.

# Suggested Facility Security Practices



## Awareness

- Conduct a security assessment of your facility.
- Use opening and closing security check lists; note any discrepancies or irregularities.
- **Initiate or join your local “crime watchers” program.**

## Access

- Escort all customers or visitors in storage yards or near loading docks.
- Establish a uniform or ID badge system to distinguish employees.

## Alarms

- Install alarms and use a security alarm monitoring service.
- Ensure that phone lines are protected or have a service interruption alarm.
- Locate exterior strobe lights with alarms where neighbors and law enforcement can see them.

## Barriers

- Construct structural barriers, including steel doors and barred windows.
- Install fencing as a deterrent where appropriate; fencing should be such that law enforcement and passers-by can view the property.
- Install access gates where fencing is not appropriate.
- Install bollards and chains across driveways or block with trucks and other equipment during off-hours.

## Community

- Establish a process for including neighbors and the community as part of facility security and emergency response planning.

## Inventory Control

- Know your inventory.
- Establish an ongoing process for inventory control of materials stored at the facility.
- Do not allow unattended, loaded trailers on site.
- Record stored nurse tanks by identification number and weight of remaining product.
- Inspect tanks visually each morning.
- Keep bills of lading, blank forms and all shipping/receiving paperwork secured.

## Law Enforcement

- Establish and maintain relationships with local law enforcement and emergency responders. Provide them with your emergency plans and keys to locked gates.
- Provide law enforcement dispatchers with current emergency contact information for the facility. Keep this information current.

- Immediately report unusual or suspicious persons, vehicles or activity to local law enforcement.

## Lighting

- Contact your local power company for a lighting assessment and information on leasing lights for your property.
- Install sufficient exterior lighting for law enforcement and passers-by to see your property.
- Discuss your lighting plan with local law enforcement.

## Locks

- Establish a procedure and responsibility for locking up at close of business.
- Use high-security locks for doors, enclosures and gates, following local fire code requirements. Keep padlocks locked on hasps while not in use to prevent your lock from **being replaced by someone else’s.**
- Use deadbolt locks on doors with a minimum of 1.5-inch throw.

- Implement key control for locked containers, equipment, hoppers, vehicles and vessels.

## Signage

- Post alarm monitoring service signs in highly visible locations. Include signage for:
  - No trespassing
  - Private property
  - Closed circuit TV surveillance
  - Patrolled
  - No vehicles beyond this point
  - All visitors must check-in with front office
  - All visitors must be escorted

## Surveillance

- Install CCTV surveillance cameras to monitor less visible or high-risk areas.

## Training

- Involve employees in security planning.
- Train employees to spot suspicious individuals and behavior.
- Conduct periodic emergency drills, e.g. fire, evacuation and security, with employees.

## Vendors

- Know vendors that service your facility.
- Require all vendors to check in.
- Escort vendors.

## Visibility

- Assure an open area around the facility, unlimited by shrubs, trees, large signs or other barriers to open sight.

## SUGGESTED CUSTOMER TRANSACTION PRACTICES

### Awareness

- Heighten employee awareness of what constitutes an unusual customer and sales transaction.
- Heighten customer awareness of potential for criminal misuse of agricultural chemicals.
- Advise customers to contact law enforcement immediately with any concerns about unusual persons, vehicles or activities in the vicinity of your facility or theirs.

## Sales Transaction

- Know your customer.
- Follow all requirements for verification when selling restricted use pesticides.
- **For all sales, record customer's name, address, telephone number.** If in doubt ask **for a driver's license.**
- Make deliveries only when the customer or agent is available to take custody and sign for the material.
- Do not deliver tanks or other products to empty fields or other unattended locations.
- Make follow-up calls to verify receipt of materials by customer in quantity ordered.

■ Be alert to those who:

☐ Pay in cash;

☐ **Won't take delivery;**

☐ Behave in an unusual manner;

☐ Hesitate when asked for ID to complete the sale;

☐ **Don't know the product;**

☐ Insist on certain products, such as ammonium nitrate, and will not consider other suggestions;

☐ Ask questions about product manufacturing;

☐ **Aren't familiar with farming, pesticides or fertilizer products.**

■ If in doubt:

☐ Write down vehicle color, make, license number and state and a physical description of the individual;

☐ Retain papers the customer may have touched for fingerprints;

☐ Save this information in the event that it needs to be provided to law enforcement.

Certain agricultural inputs stored at your facility may warrant special security measures, such as anhydrous ammonia, ammonium nitrate, bulk urea and insecticides.

## Alarms

- Install alarms near tanks.
- Install explosion-proof alarm systems near combustible material.

## Awareness

- Be alert to those attempting to buy ammonia if they cannot state a legitimate, agronomic need for the product.
- Inspect tank and bulk storage areas daily.
  - Check for fresh tracks in mud or snow or disturbed ground around tanks and bulk storage areas;
  - Check to see if tank valves are closed tightly;
  - Look for suspicious items near tanks such as duct tape, garden hose, bicycle inner tubes, buckets and coolers;
  - Check for broken or missing wire ties or seals that you may have placed on valve wheels as markers.
- Make customers aware of the potential for theft or tampering with tanks and bulk ag chemicals.
- Remove hoses between tool bars and nurse tanks; relieve pressure with the bleed valves when left overnight. Encourage end-users to do the same.

## Law Enforcement

- Work with local law enforcement to encourage frequent nighttime patrols.
- Contact local law enforcement immediately if you suspect tampering or theft at your facility or the presence of unusual persons, vehicles or activities.
- Do not disturb a potential crime scene.

## Locks for Tanks

- Use brightly colored plastic ties or wire seals between the valve wheel and the roll cage to ease visual checks and to identify tampering.
- Use tamper resistant seals and locks.
- Use high-security locks.
- Use specialized tank locks for nurse tanks containing anhydrous ammonia.
- Paint tank locks red so law enforcement can identify anhydrous ammonia tanks.

## Visibility

- Store tanks in well-lit areas with a clear line-of-sight.
- Store tanks with flow valves facing outward to speed visual inspections.
- Do not leave tanks in remote areas.

## SUGGESTIONS FOR PARTNERING WITH YOUR CUSTOMERS ON SECURITY AND SAFETY

- Take delivery of tanks as close to time of application as possible.
- Position tanks in open, visible areas.
- **Don't take delivery of tanks to unattended locations.**
- **Don't store tanks and tool bars inside buildings, near the farmhouse or livestock confinement houses.**
- Remove hoses between tool bars and nurse tanks and relieve pressure with the bleed valves if tanks are left overnight. Store hoses and tool bars away from tanks.
- **Don't leave tanks unattended for long periods of time.**
- Inspect tanks every day, especially after a weekend when most thefts occur.
- Return tanks immediately after use.
- Inspect and record the condition of each nurse tank upon delivery and return.
- Store all agricultural chemicals, e.g. bulk, bagged, in a secured area.
- Where appropriate, use alarm systems to protect secured storage areas and chemicals.
- Be aware of and maintain inventory control.
- Lock any containers, equipment, hoppers, tanks and vessels containing product whenever possible.
- Be aware of signs of theft of anhydrous ammonia, ammonium nitrate or bulk urea.

## Law Enforcement

- Urge customers to contact local law enforcement immediately if tampering or theft is suspected or suspicious persons or vehicles are seen.
- Do not approach or confront suspicious individuals.
- Do not disturb the area around a possible crime scene.

## CITRUS LEPROSIS, NOT HERE YET IN FLORIDA, BUT IN MEXICO

Leprosis is one of the most important citrus diseases in Brazil. This problem is caused by the *Citrus leprosis* virus and is transmitted by mites of *Brevipalpus* spp. It also occurs in other South American countries and has been recently identified in Central America. This northbound spread of leprosis is being considered a serious threat to the Florida citrus industry.

Prior to 1925, leprosis had a negative impact on citrus production in Florida. Then about 1926, the incidence of leprosis in Florida drastically declined, with the decline coinciding with the introduction of sulfur as an effective miticide for controlling citrus rust mite. The last time leprosis was reported in Florida was in the mid-1960s.

This disease alone is responsible for approximately \$60 to 100 million per year losses in Brazil. It is quite difficult to work with the citrus leprosis virus, which has hindered much of the progress regarding its accurate detection. Symptoms require field experience and can be confused with those caused by other plant pathogens. On the other hand, laboratory analysis of lesions is time-consuming, requires experience, and is not always very accurate, leading to some false negatives.



Leprosis produces symptoms on leaves, branches and fruit. It causes lesions in the fruit skin, premature drop of leaves and fruits, and twigs dieback, with the possible death of the tree. The damage to the branches can

decrease the plant productivity after some years because the damaged branches prevent the normal flow of plant sap. With effective mite control, it might take two years for a citrus tree with leprosis to fully recover. Citrus leprosis infects all varieties of sweet orange, and has been reported on lemon and mandarin. Tangerines and tangor are also susceptible to the disease. Grapefruit is reported to be tolerant.



Dissemination of the disease occurs only when infected citrus trees and vectors are present. In citrus, the population of the leprosis mite is low and usually occurs in clusters of trees, which should be monitored carefully. When the trees are contaminated with the leprosis virus, the number of diseased trees will increase as the contaminated mites disperse.

Leprosis control is based mainly on the elimination of the sources of inoculum by pruning the affected trees and by using miticides to reduce the vector. Additional control procedures are also recommended, such as:

- Planting of young trees free from leprosis mites and from leprosis virus
- Controlling the leprosis mites host weeds
- Disinfection of equipment, boxes and vehicles
- Use of mite non-host species as windbreak
- Developing and using procedures that favor the increase of the population of natural enemies of the leprosis mite.



# Citrus variegated chlorosis

Modified version from

<https://www.dpi.nsw.gov.au/biosecurity/plant/insect-pests-and-plant-diseases/citrus-var-chlorosis#:~:text=Citrus%20variegated%20chlorosis%20s%20caused,spread%20the%20disease%20between%20plants.>

Citrus variegated chlorosis (*Xylella fastidiosa*) is an exotic plant pest not present in Florida. This disease is a serious threat to Florida's citrus industry.

Citrus variegated chlorosis is caused by the bacterium *Xylella fastidiosa*. The bacterium lives and multiplies in the sap of citrus plants, blocking water uptake.

Sap feeding insects spread the disease between plants. Once a plant is infected there is no treatment other than to remove infected limbs or whole trees to try and prevent spread.

*Xylella fastidiosa* is responsible for a number of diseases in other horticultural crops, including Pierce's disease of grapevine, leaf scorch of tree nuts, and phony peach disease.

## Description

The first sign of a citrus variegated chlorosis infection is a yellowing between veins on the upper surface of leaves, resembling zinc deficiency. As young leaves mature, light brown, slightly raised lesions develop on the underside of the leaf, directly opposite the yellow areas on the upper side. These lesions continue to develop becoming dark brown or even necrotic.

Newly infected trees show symptoms in isolated parts of the canopy. Trees with older infections show uniform symptoms throughout the canopy.

Younger trees succumb to infection much faster than older trees. Trees more than 8-10 years old are rarely severely affected, but can develop symptoms on the extremities of branches.

## Damage

The presence of *X. fastidiosa* in the plant sap restricts flow of water and nutrients in the tree.

There is no known treatment for citrus variegated chlorosis once trees become infected. Affected trees show stunting and slow growth rate.

Infected trees produce significantly smaller fruit with a higher sugar content and harder rind.

Twigs and branches die back and the canopy thins, but affected trees do not die.

## Spread

*Xylella fastidiosa* bacteria are carried in the sap of host plants and can be spread between plants by grafting, pruning or sap feeding insect vectors.

The most efficient known vector is the glassy winged sharpshooter. Glassy winged sharpshooter is not currently found in Australia. It is possible that natural insect vectors of this disease may already exist in Florida. The disease is not spread by seed.

## Distribution

*Xylella fastidiosa* is native to the Americas and has spread to Europe where there have been recent detections in Italy and France. It is also present in the Caribbean, Taiwan, Iran, Turkey, Lebanon and Kosovo. Presence in India and Morocco is unconfirmed.



Adult glassy winged sharpshooter (12-14 mm) (Image: Reyes Garcia III, USDA Agricultural Research Service, Bugwood.org)



# Pesticide Application Recordkeeping Facts

FDACS recommends recordkeeping for **all** pesticide applications regulated by Chapter 487, F.S., using this form or similar format. When properly completed, this form meets restricted use pesticides and the Central Posting requirements for the federal Worker Protection Standard.

Requirement	Florida Pesticide Law (Restricted Use Pesticide Licensed Applicators)	Worker Protection Standards (All Agricultural Use Pesticides)
<ul style="list-style-type: none"> <li>Record Location</li> </ul>	Applicator Records	Central Location 
<ul style="list-style-type: none"> <li>Recordkeeping Time</li> </ul>	<b>2 yrs</b> after application date (Section 487.160)	<b>30 days</b> after the REI expiration time and/or application time (for pesticides without an REI) (Sections 170.122 & 170.222)

**Other WPS Pesticide Application Record Timing Considerations for Central Location**

If field warning signs are posted for a treated area *before* an application, the pesticide record application information for that application shall be posted at the same time or earlier. The information shall be posted **before** the application takes place, if workers will be on the establishment during application. Otherwise, the information shall be posted at the **beginning** of any worker's first work period.



**REMEMBER**      **Use warnings signs correctly. it's the Law!**

The signs shall be posted no sooner than **24 hours** before the scheduled application of the pesticide, remain posted throughout the application and any restricted entry interval. They must be removed within **3 days** after the end of the pesticide application, restricted-entry interval expiration time and before agricultural workers entry is permitted.

### QUICK SPANISH TRANSLATION OF PESTICIDE APPLICATION RECORD TERMS:

*(Definición en español de términos encontrados en el récord de aplicación de pesticidas)*

1. Fecha (R/W) 2. Hora de comienzo (R/W) 3. Hora final (R )	Nombre del aplicador actual si es diferente al mencionado arriba (incluya el número de licencia si aplica) (R)	1. Lugar / Descripción del área tratada (R y W) 2. Cultivo Tratado (R)	Tamaño total del área tratada	4. Nombre del Pesticida (R & W) 5. Núm de Registro de "EPA" (R y W) 6. Ingrediente(s) Activo (W)	Cantidad total del pesticida aplicado (R)	Método de Aplicación (R)	Intervalo de entrada restringida (W)
---	---	---	-------------------------------	--	--	-----------------------------	--------------------------------------

Claves-

(R)- Requisito para aplicadores certificados utilizando pesticidas de uso restringido agrícola.

(W)- Requisito bajo las Normas para la Protección al Trabajador Agrícola ("Worker Protection Standard (WPS)" en inglés)



ADAM H. PUTNAM  
COMMISSIONER

Florida Department of Agriculture and Consumer Services  
Division of Agricultural Environmental Services

**SUGGESTED PESTICIDE RECORDKEEPING FORM**

Telephone Number (850) 617-7880

FDACS recommends recordkeeping for all pesticide applications regulated by Chapter 487, F.S., using this form or similar format. When properly completed, this form meets the recordkeeping requirements for restricted use pesticides and the central posting requirements for the federal Worker Protection Standard.

Licensed Applicator (R) \_\_\_\_\_ License No. (R) \_\_\_\_\_ Property Owner Authorizing Application (R) \_\_\_\_\_

1. Date 2. Start Time 3. End Time All R/W	Actual applicator if different from above (include license no. if licensed) (R)	1. Location/Description of Treatment Site (R/W) 2. Target Site or Crop (R)	Total Size of Treatment Area (R)	1. Pesticide Brand Name (R & W) 2. EPA Reg. No. (R/W) 3. Active Ingredients (W)	Total Amt. of Pesticide Applied (R)	Application Method (R)	Restricted Entry Interval (W)

(R) = For Restricted Use Pesticides (W) = For Worker Protection Standard Requirement (Vea dorso para definición de términos en español)  
Page 1 of 2

# Citrus Spray Programs

Dr. Jawwad Qureshi and Dr. Phil Stansly, UF IFAS- Immokalee

Asian citrus psyllid (ACP) control has been the main objective of Florida citrus growers for more than 10 years. While some may question the value of controlling ACP in trees with high HLB incidence, replicated field studies have shown the economic benefit of maintaining young flush pathogen free. Good ACP control starts with effective dormant sprays that will control ACP when populations are low, reducing ACP infestation and thus HLB infection of the all-important spring flush. Pyrethroids (Danitol, Baythroid or Mustang) and organophosphates (dimethoate, chlorpyrifos, or Imidan) provide great winter season control of ACP. Best not to use pyrethroids or OPs again during the year except for border sprays which will reduce the need for whole block applications. Follow up with bloom sprays of labeled products to clean up stragglers. Subsequent whole block sprays should target ACP as well as other pests like rust mites and leafminers that may be problematic.

The table below offers alternative products for different months, depending on which pests are of major concern at the time. Neonicotinoids like imidacloprid, thiamethoxam or clothianidin have not been included as spray options due to their importance for controlling ACP in young trees. Superscripts after the pesticide name are now in sequential order to facilitate use and correspond to superscripts after pests controlled. Make choices based on: (1) effectiveness against ACP and other pests that may be problematic, (2) avoiding repetition of any insecticide mode of action in the interest of resistance management, and (3) rebuilding and maintaining an effective natural enemy complex in the grove. Confining the broad-spectrum insecticides (pyrethroids and organo-phosphates) to the winter season and border sprays during growing season will help conserve these products as well as populations of beneficial insects and mites.

## Spray Options for Citrus Pest Management

**Dormant Season**

**Growing Season**

Months	Nov-Dec	Jan	Feb-Mar	Apr	May - June	July - Aug	Sep-Oct
<b>Products</b>  <b>* Labeled for bloom</b>	OP <sup>1</sup> (e.g. Imidan, Dimethoate, chlorpyrifos)	Pyrethroid <sup>2</sup> (Mustang Danitol Baythroid)	*Sivanto <sup>3</sup> *Movento <sup>4</sup> *Portal <sup>5</sup> *Micromite <sup>6</sup> Intrepid <sup>7</sup> Exirel <sup>8</sup>	Portal <sup>5</sup> Micromite <sup>6</sup> Exirel <sup>8</sup> Apta <sup>9</sup> Sivanto <sup>3</sup> Oij <sup>13</sup>	Movento <sup>4</sup> Delegate <sup>11</sup> Abamectin <sup>12</sup> Knack <sup>14</sup> Exirel <sup>8</sup> Apta <sup>9</sup> Sivanto <sup>3</sup> Oij <sup>13</sup> MinectoPro <sup>10</sup>	Sivanto <sup>3</sup> Apta <sup>9</sup> OP <sup>1</sup> MinectoPro <sup>10</sup> Oij <sup>13</sup>	Movento <sup>4</sup> Delegate <sup>11</sup> Apta <sup>9</sup> Sivanto <sup>3</sup> Oij <sup>13</sup>
<b>Pests</b>	ACP Weevils	ACP Weevils	ACP Mites Leafminer Weevils Scales Aphids	ACP Mites Leafminer Weevils Aphids	ACP Rustmite Leafminer Scales	ACP	ACP Rustmite Leafminer
<p><b>ACP+++ 1,2,3,4,8,9,10    ACP++ 5,11    ACP+ 6,12    Leafminer 6,7,8, 9,11, 12    Rustmite<sup>4, 12</sup> Scales<sup>4,13</sup>    Aphids<sup>3,4</sup>    Mealybugs<sup>3,4</sup>    (+++ excellent, ++ good, + fair)</b></p>							

**Flatwoods Citrus newsletter** by regular mail stopped this year. You will receive your copy only through e-mail or through the following link:

<https://citrusagents.ifas.ufl.edu/newsletters/>

If you did not receive the *Flatwoods Citrus* newsletter and would like to be on our e-mailing list, please check this box and complete the information requested below.

If you wish to be removed from our mailing list, please check this box and complete the information requested below.

Please send: Dr. Mongi Zekri  
Multi-County Citrus Agent  
Hendry County Extension Office  
P.O. Box 68  
LaBelle, FL 33975  
or E-mail: [maz@ufl.edu](mailto:maz@ufl.edu)

---

Subscriber's Name: \_\_\_\_\_

Company: \_\_\_\_\_

Phone: \_\_\_\_\_

E-mail: \_\_\_\_\_

---

**Racial-Ethnic Background**

American Indian or native Alaskan

White, non-Hispanic

Asian American

Black, non-Hispanic

Hispanic

**Gender**

Female

Male